

## Activity A: Scene Building Sheet

1. There are 8 pictures given.
2. Teacher will give you clues for each scene.
3. Listen to the clues carefully and then pick the correct scene from below.
4. Describe the scene and then write the scene number beside each picture in the correct order.

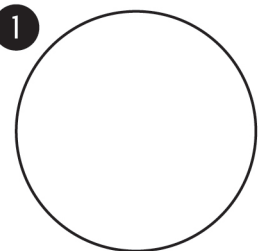


## Activity A: Scene Building Sheet

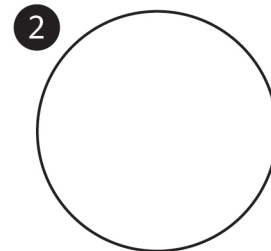


## Activity B: Treasure Hunt

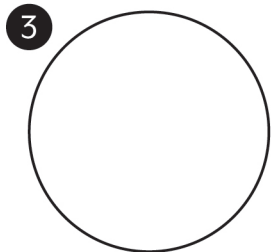
1. There are 10 riddles given. Teacher will read each riddle.
2. Listen carefully and solve the riddles by filling the blanks with vowels (a, e, i, o, u).
3. Find the correct answer sticker from the sticker sheet and put it on the circle next to the riddle.



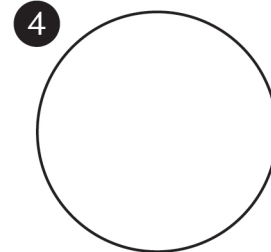
- ① You make me with jewels. You wear me on your head.  
You put me on the table before you go to your bed.  
I am c r \_ w n.



- ② You sing a lovely song and I will play the music.  
You tap me with your hands or tap me with sticks.  
I am d r \_ m.



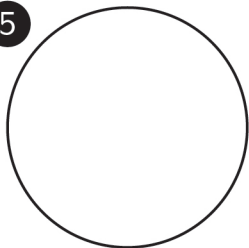
- ③ I have feathers and I help birds to fly.  
They feel like floating, up in the sky.  
I am w \_ n g s.



- ④ I am two in number. I help you to stand tall.  
You can walk or run with me. You won't fall.  
I am f \_ \_ t.

## Activity B: Treasure Hunt


5



- ⑤ I am made of brick and wood. I have windows and a door.  
You can put a mat, a table or a cupboard on my floor.  
I am h \_ m \_.

- ⑥ I join your small bones. I sit above the heel.  
When I get hurt, it is pain that you may feel.  
I am \_ n k l \_.

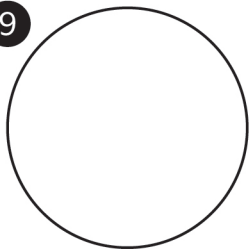
7



- ⑦ I follow many steps on the music you play.  
I move your body here and there in a lively way.  
I am d \_ n c \_

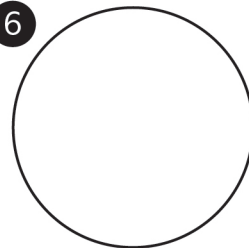
- ⑧ I cover your feet. I am made of wood and leather.  
My sole is heavy but upper part is light as feather.  
I am s h \_ \_ s.

9

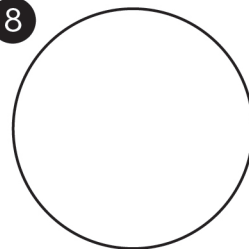


- ⑨ I have black and white keys for you to hit.  
You play some music while on a chair you sit.  
I am p \_ \_ n \_.
- ⑩ I am made of cloth or plastic. You can find me in a mart.  
You put me on the wound when you hurt a body part.  
I am b \_ n d \_ g \_.

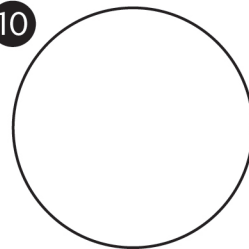
6

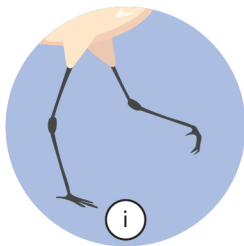
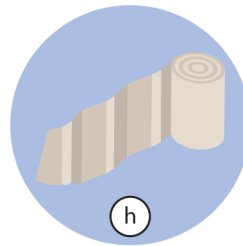
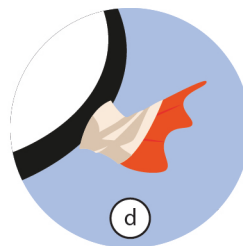

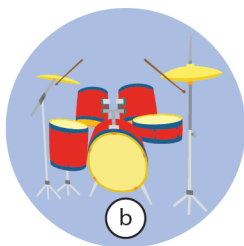



8



10





## Activity C: Bingo Sheet (A1)

### How to Play:

1. There is a Bingo box given.
2. Teacher will pick a word card and say the word aloud.
3. Listen carefully to the word being said.
4. If you have the word in your Bingo box, put a cross [x] on top of that word.
5. If you complete crossing out a full line (vertical, horizontal or diagonal), raise your arms and wave.

### Example:

red	for	<del>up</del>	on	air
all	win	that	in	<del>was</del>
had	he	day	her	from
and	help	too	big	them
feet	<del>as</del>	home	can	drum

## \_\_\_\_\_’s Bingo Sheet (A1)

red	for	up	on	air
all	win	that	in	was
had	he	day	her	from
and	help	too	big	them
feet	as	home	can	drum

## Activity C: Bingo Sheet (A2)

### How to Play:

1. There is a Bingo box given.
2. Teacher will pick a word card and say the word aloud.
3. Listen carefully to the word being said.
4. If you have the word in your Bingo box, put a cross [x] on top of that word.
5. If you complete crossing out a full line (vertical, horizontal or diagonal), raise your arms and wave.

### Example:

he	home	drum	can	win
day	as	too	sad	were
feet	up	<del>out</del>	her	from
<del>big</del>	and	air	had	<del>this</del>
help	met	for	them	on



## \_\_\_\_\_’s Bingo Sheet (A2)

he	home	drum	can	win
day	as	too	sad	were
feet	up	out	her	from
big	and	air	had	this
help	met	for	them	on

## Activity C: Bingo Sheet (A3)

### How to Play:

1. There is a Bingo box given.
2. Teacher will pick a word card and say the word aloud.
3. Listen carefully to the word being said.
4. If you have the word in your Bingo box, put a cross [x] on top of that word.
5. If you complete crossing out a full line (vertical, horizontal or diagonal), raise your arms and wave.

### Example:

ran	he	<del>up</del>	and	for
day	win	big	feet	<del>her</del>
had	as	on	can	from
them	his	put	drum	help
all	<del>she</del>	home	but	air

## \_\_\_\_\_’s Bingo Sheet (A3)

ran	he	up	and	for
day	win	big	feet	her
had	as	on	can	from
them	his	put	drum	help
all	she	home	but	air

## Activity C: Bingo Sheet (B1)

### How to Play:

1. There is a Bingo box given.
2. Teacher will pick a word card and say the word aloud.
3. Listen carefully to the word being said.
4. If you have the word in your Bingo box, put a cross [x] on top of that word.
5. If you complete crossing out a full line (vertical, horizontal or diagonal), raise your arms and wave.

### Example:

small	play	<del>dance</del>	feet	start
first	wings	piano	shoes	next
crown	jump	teach	<del>hurt</del>	steps
<del>cried</del>	easy	drum	ankle	pain
smile	loud	head	happy	worry

## \_\_\_\_\_’s Bingo Sheet (B1)

small	play	dance	feet	start
first	wings	piano	shoes	next
crown	jump	teach	hurt	steps
cried	easy	drum	ankle	pain
smile	loud	head	happy	worry

## Activity C: Bingo Sheet (B2)

### How to Play:

1. There is a Bingo box given.
2. Teacher will pick a word card say the word aloud.
3. Listen carefully to the word being said.
4. If you have the word in your Bingo box, put a cross [x] on top of that word.
5. If you complete crossing out a full line (vertical, horizontal or diagonal), raise your arms and wave.

### Example:

<del>dance</del>	smile	learn	feet	next
small	drum	happy	show	fell
crown	wings	cried	hurt	steps
take	jump	<del>worry</del>	ankle	pain
black	piano	head	first	<del>play</del>

## \_\_\_\_\_’s Bingo Sheet (B2)

dance	smile	learn	feet	next
small	drum	happy	show	fell
crown	wings	cried	hurt	steps
take	jump	worry	ankle	pain
black	piano	head	first	play

## Activity C: Bingo Sheet (B3)

### How to Play:

1. There is a Bingo box given.
2. Teacher will pick a word card say the word aloud.
3. Listen carefully to the word being said.
4. If you have the word in your Bingo box, put a cross [x] on top of that word.
5. If you complete crossing out a full line (vertical, horizontal or diagonal), raise your arms and wave.

### Example:

happy	feet	cried	<del>drum</del>	crown
small	piano	jump	said	gave
next	<del>worry</del>	first	head	steps
told	look	<del>smile</del>	again	pain
wings	ankle	hurt	dance	play



## \_\_\_\_\_’s Bingo Sheet (B3)

happy	feet	cried	drum	crown
small	piano	jump	said	gave
next	worry	first	head	steps
told	look	smile	again	pain
wings	ankle	hurt	dance	play

## Activity C: Bingo Sheet (C1)

### How to Play:

1. There is a Bingo box given.
2. Teacher will pick a word card and say the word aloud.
3. Listen carefully to the word being said.
4. If you have the word in your Bingo box, put a cross [x] on top of that word.
5. If you complete crossing out a full line (vertical, horizontal or diagonal), raise your arms and wave.

### Example:

pretty	competition	<del>happy</del>	feet	smile
steps	bandage	promised	shiny	hugged
jumped	<del>ankle</del>	webbed	annual	small
slipped	while	gently	always	landed
together	surprised	teach	<del>followed</del>	worry

## \_\_\_\_\_’s Bingo Sheet (C1)

pretty	competition	happy	feet	smile
steps	bandage	promised	shiny	hugged
jumped	ankle	webbed	annual	small
slipped	while	gently	always	landed
together	surprised	teach	followed	worry

## Activity C: Bingo Sheet (C2)

### How to Play:

1. There is a Bingo box given.
2. Teacher will pick a word card and say the word aloud.
3. Listen carefully to the word being said.
4. If you have the word in your Bingo box, put a cross [x] on top of that word.
5. If you complete crossing out a full line (vertical, horizontal or diagonal), raise your arms and wave.

### Example:

while	jumped	<del>shiny</del>	slipped	always
ankle	hugged	promised	pretty	worry
started	<del>together</del>	steps	surprised	bandage
feet	happy	followed	gently	clapped
wanted	around	tried	<del>small</del>	landed

## \_\_\_\_\_’s Bingo Sheet (C2)

while	jumped	shiny	slipped	always
ankle	hugged	promised	pretty	worry
started	together	steps	surprised	bandage
feet	happy	followed	gently	clapped
wanted	around	tried	small	landed

## Activity C: Bingo Sheet (C3)

### How to Play:

1. There is a Bingo box given.
2. Teacher will pick a word card and say the word aloud.
3. Listen carefully to the word being said.
4. If you have the word in your Bingo box, put a cross [x] on top of that word.
5. If you complete crossing out a full line (vertical, horizontal or diagonal), raise your arms and wave.

### Example:

gently	followed	promised	slipped	please
<del>landed</del>	hugged	happy	year	feet
while	<del>surprised</del>	danced	covered	bandage
worry	steps	jumped	music	<del>together</del>
small	always	shiny	pretty	ankle

## \_\_\_\_\_’s Bingo Sheet (C3)

gently	followed	promised	slipped	please
landed	hugged	happy	year	feet
while	surprised	danced	covered	bandage
worry	steps	jumped	music	together
small	always	shiny	pretty	ankle

# Activity D: Story Quest

A. Pick one option from each section to create your own story.

1. One day



Sandy



Alvin



Remy



Emma

2. went to



another planet



the school



a beach



a movie theatre

3. While he/she was

sitting, walking, playing, talking, swimming,  
eating, sleeping, singing, studying, watching

4. he/she found



a gold crown



a special pencil



a singing bear



a dancing crab

5. He/She was very

happy, surprised, worried, scared,  
sad, angry, bored, confused

6. He/She decided to

wear, hide, draw, write, make, play,  
sing, dance, hug

B. Write your story in the given space below.

---

---

---

---

---

---

---

---

---

---



Blank lined writing area with 15 horizontal lines.