


Ee



Storytelling – Big Letter E and Baby Elephant's Egg

One day, Baby Elephant was crying loudly in his house. Big Letter E passed by and asked, 'Baby Elephant, why are you crying?' 'I have lost my egg,' replied Baby Elephant. 'Don't worry. Let me help you to find your egg. What colour is it?' said Big Letter E. 'My egg is brown. Thank you, Big Letter E,' said Baby Elephant. 'No problem! Let me find it for you.' Big Letter E then started to look for Baby Elephant's egg in the house.

Big Letter E walked around and he saw Daddy Elephant. He asked Daddy Elephant, 'Hello, Daddy Elephant. **Have you seen an egg?**' Daddy Elephant took out a red egg and asked, 'Are you looking for this egg?' Big Letter E said, 'No, Daddy Elephant. I am looking for a brown egg. Thank you!' He walked away and kept looking in the house.


Then, Big Letter E saw Mummy Elephant. He asked Mummy Elephant, 'Hello, Mummy Elephant. **Have you seen an egg?**' Mummy Elephant took out a green egg and asked, 'Are you looking for this egg?' Big Letter E said, 'No, Mummy Elephant. I am looking for a brown egg. Thank you!' He walked away and kept looking in the house.

Soon, Big Letter E saw Grandma Elephant. He asked Grandma Elephant, 'Hello, Grandma Elephant. **Have you seen an egg?**' Grandma Elephant took out a yellow egg and asked, 'Are you looking for this egg?' Big Letter E said, 'No, Grandma Elephant. I am looking for a brown egg. Thank you!' He walked away and kept looking in the house.

Finally, Big Letter E saw a brown cupboard. He heard some sound in the cupboard. He opened the cupboard and saw a brown ant and a brown egg! 'Here it is! I know you are looking for this brown egg!' said the brown ant. 'Thank you!' said Big Letter E to the brown ant. He showed the brown egg to Baby Elephant. Baby Elephant was happy and said, 'Thank you for your help, Big Letter E! This is my egg.'


Extended activity related to the story

- Game: Egg race
 - Prepare some plastic eggs in different colours (red, green, yellow, brown) and some plastic spoons.
 - Label half of the eggs with the letter E and put all the eggs into a mystery bag/big pool.
 - Divide children into two groups and form two lines behind the starting line with spoons ready.
 - Invite one child from each group at a time to use a spoon to get one egg labelled 'E' from the mystery bag/big pool of eggs, and walk to the finishing line.
 - Invite children to pick up the egg and start over from the mystery bag/big pool again if the egg falls off the spoon.
 - Identify the letter Es on the eggs of each group. Count the eggs with children. The group with more eggs labelled 'E' wins the game.



Real-life experience activity – Making sliced eggs

- Show the stick puppet of Baby Elephant and tell children that he is hungry.
- Tell children that Baby Elephant wants to eat eggs but he has no eggs (show a sliced egg picture).
- Introduce the character Small Letter e (a stick puppet) and tell children that Small Letter e can help.
- Invite Small Letter e to demonstrate how to use an egg cutter to cut the eggs.
- Invite children to cut the eggs by guiding them to:
 - put an egg on an egg cutter.
 - slice the egg with the egg cutter.
- Provide children with ample chances to listen to and say the names of the objects: egg, egg cutter.
- Guide children to make association between the letter and the words (e.g., egg, elephant, egg cutter).
- Invite children to thank Small Letter e and share the eggs with Baby Elephant.



Other possible real-life experience activities and extended activities

- Making and tasting egg salad
- Playing a game: Easter egg hunt
- Making an elephant craft
 - Prepare some coloured paper (body and ears of an elephant), googly eyes and glue.
 - Invite children to paste the ears and eyes on the elephant's body; colour the elephant afterwards (optional).
 - Invite children to put a finger through a pre-cut hole on the elephant as its trunk.
- Decorating the letter E
 - Prepare some letter E templates, some egg cutouts, some egg shells and glue.
 - Invite children to colour the letter E, then paste the egg cutouts on the letter and glue some egg shells on the egg cutouts.

Suggested books



Book Title

1. *Egg*
2. *Eggday*
3. *First the Egg*
4. *Hurry! Hurry!*
5. *Meg's Eggs*
6. *The Odd Egg*

Author(s)

Kevin Henkes
Joyce Dunbar
Laura Vaccaro Seeger
Eve Bunting
Helen Nicoll
Emily Gravett

ISBN

9780062408723
9780823415106
9781596432727
978-0152054106
9780141338873
9781416968726